




High-quality, architecturally pleasing, innovative access doors for walls, ceilings, ducts, floors and roofs



RECESSED Access Door For Drywall Ceilings

GFRG GLASS FIBER REINFORCED GYPSUM

Application

- Glass fiber reinforced gypsum, ceiling access doors are designed to blend seamlessly into drywall ceiling

Product Features

- Tapered edge for joint tape
- Easily textured
- Lightweight
- No cracking or shrinkage

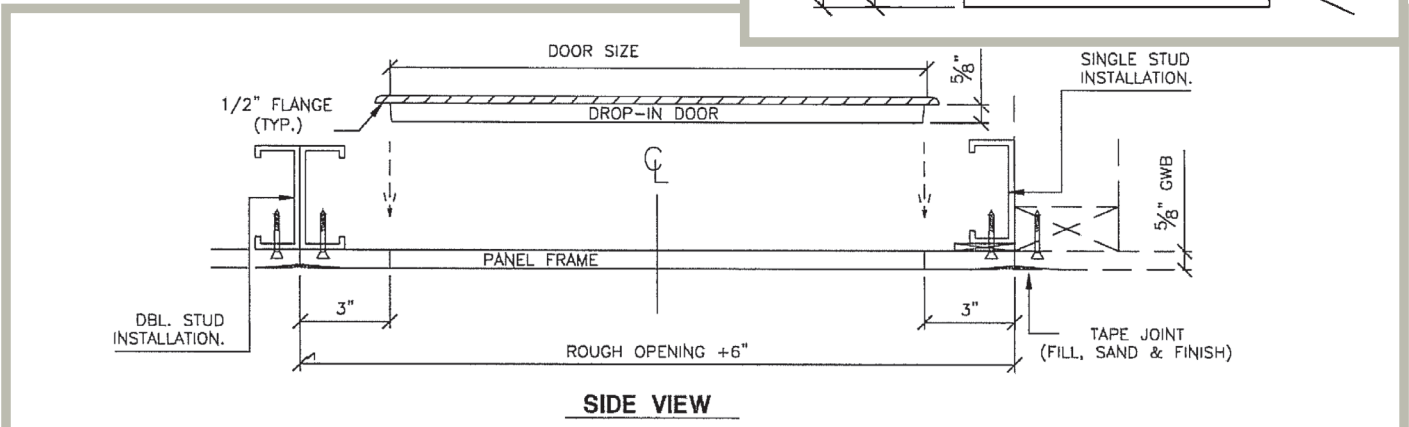
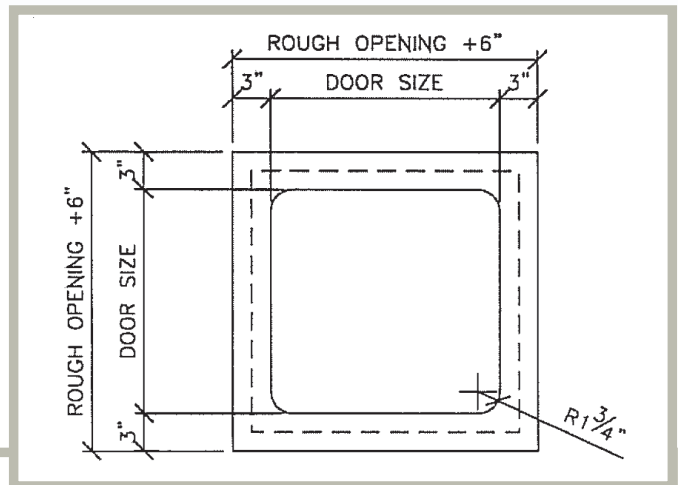
GFRG Access Door Specifications:

- Shell Thickness .125" .375"
- Fastener Test Pull Out (wood stud) 525 lb. avg.
- Fastener Test Pull Out (metal stud) 525 lb. avg.
- Fastener Push Through Test 350 lb. avg.
- Fuel Contribution (ASTM-E84-80) 0
- Flame Spread (ASTM-E84-80) 0
- Smoke Index (ASTM-E84-80) 0
- Combustion (ASTM-E84-80) 0



AVAILABLE SIZES *(Special sizes available upon request)*

Door Size Inches	Ceiling Opening Size		Weight per Door		lbs.	kg.
	Inches	mm	Inches	mm		
9 x 9	228.6 x 228.6	15 x 15	381 x 381	6.0	2.73	
12 X 12	304.7 x 304.7	18 x 18	457.2 x 457.2	9.0	4.09	
18 X 18	457.2 x 457.2	24 x 24	609.6 x 609.6	11.0	5.0	
24 X 24	609.6 x 609.6	30 x 30	762 x 762	16.0	7.27	



For more information on Acudor International visit www.acudor.com or call 800.277.6897

Product specifications may change without notice. Acudor is a registered Trade Mark ©2010